

Leaded Strain Gages for General-Purpose Applications

FEATURES

- Pre-attached ribbon leads for faster, easier gage installations
- Linear, shear, Tee- and rectangular-rosette patterns with polyimide encapsulation
- Low cost alternative for test temperature to +250 °F [+120 °C]



Leaded Strain Gages For General-Purpose Applications

FEATURES

- Pre-attached ribbon leads for faster, easier gage installations
- Linear, shear, Tee- and rectangular-rosette patterns with polyimide encapsulation
- Low cost alternative for test temperatures to +250 °F [+120 °C]

DESCRIPTION

Vishay Micro-Measurements L2A-Series strain gages are designed to save you time and money. The skill level necessary to make dependable installations is greatly reduced by the pre-attached leads. Further, installations of gages are simplified in difficult locations on components or in the field.

SPECIFICATIONS

Carrier Matrix: The "L2" matrix provides an encapsulated gage with pre-attached leadwires on a thin, high-performance laminated polyimide film backing.









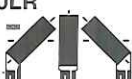
Leadwires: 1.2 in [30 mm] long, 0.016 in [0.4 mm] wide, and 0.002 in [0.05 mm] thick nickel-clad copper ribbon attached with +430 °F [+220 °C] lead-free solder.

Temperature Range: -100 °F to +250 °F [-75 °F to +120 °C]

Strain Range: ±3%

Fatigue Life: 10⁵ cycles at ±1700 microstrain
10⁶ cycles at ±1500 microstrain

GAGE LISTINGS

GAGE PATTERN Shown at 1X.	GAGE LENGTH in [mm]	OVERALL LENGTH in [mm]	GRID WIDTH in [mm]	OVERALL WIDTH in [mm]	GAGE DESIGNATION	RES. IN OHMS
	0.062 [1.52]	0.175 [4.45]	0.050 [1.27]	0.080 [2.03]	L2A-XX-062LW-120 L2A-XX-062LW-350	120 ±0.6% 350 ±0.6%
	Widely used general-purpose gage.					
	0.062 [1.52]	0.214 [5.44]	0.050 [1.27]	0.215 [5.46]	L2A-XX-062LV-120	120 ±0.6%
	Two-element 90° torque gage.					
	0.062 [1.52]	0.164 [4.17]	0.070 [1.78]	0.170 [4.32]	L2A-XX-062LT-120 L2A-XX-062LT-350	120 ±0.6% 350 ±0.6%
	General-purpose 90° rosette.					
	0.062 [1.52]	0.185 [4.70]	0.050 [1.27]	0.260 [6.60]	L2A-XX-062LR-120 L2A-XX-062LR-350	120 ±0.6% 350 ±0.6%
	Small 45° rectangular single-plane rosette.					
	0.125 [3.18]	0.238 [8.05]	0.070 [1.78]	0.080 [2.03]	L2A-XX-125LW-120 L2A-XX-125LW-350	120 ±0.6% 350 ±0.6%
	Widely used general-purpose gage.					
	0.125 [3.18]	0.243 [6.17]	0.150 [3.81]	0.340 [8.64]	L2A-XX-125LT-120 L2A-XX-125LT-350	120 ±0.6% 350 ±0.6%
	General-purpose 90° rosette.					
	0.125 [3.18]	0.245 [6.22]	0.070 [1.78]	0.415 [10.54]	L2A-XX-125LR-120 L2A-XX-125LR-350	120 ±0.6% 350 ±0.6%
	General-purpose 45° rectangular single-plane rosette.					
	0.250 [6.35]	0.363 [9.22]	0.100 [2.54]	0.100 [2.54]	L2A-XX-250LW-120 L2A-XX-250LW-350	120 ±0.6% 350 ±0.6%
	Widely used general-purpose gage.					
	0.250 [6.35]	0.373 [9.47]	0.100 [2.54]	0.655 [16.64]	L2A-XX-250LR-120 L2A-XX-250LR-350	120 ±0.6% 350 ±0.6%
	General-purpose 45° rectangular single-plane rosette.					

Revision 30-Jul-04