
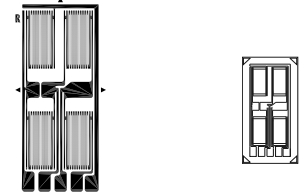
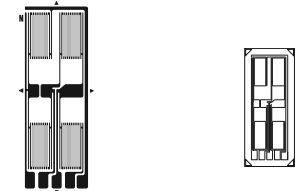


Transducer-Class® Strain Gages

GAGE PATTERN	Actual size shown. Enlarged when necessary for definition.	GAGE DESIGNATION See Note 1	RES. IN OHMS	STANDARD CREEP CODE	ENCAPSU- LATION OPTION AVAILABLE
	DIMENSIONS				

				Low-cost full-bridge gage for bending-beam transducers. †BAL is balanced to $\pm 0.4mV/V$, but RG is 350 ohms $\pm 15\%$			
GAGE LENGTH	OVERALL LENGTH	GRID WIDTH	OVERALL WIDTH				
0.050	0.260	0.050	0.220				
1.28	6.66	1.28	5.64				
MATRIX SIZE	0.32 L x 0.25 W		8.2 L x 6.4 W		J2A-XX-S1425-35B	BAL ± 0.4 †	N/A

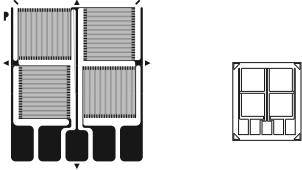
				Compact full-bridge pattern for use on small, double-bending beams. Axial grid centerline spacing 0.250 in (6.35 mm).			
GAGE LENGTH	OVERALL LENGTH	GRID WIDTH	OVERALL WIDTH				
0.125	0.465	0.060	0.189				
3.18	11.81	1.52	4.80				
MATRIX SIZE	0.54 L x 0.26 W		13.7 L x 6.6 W		N2A-XX-S055R-350	350 $\pm 0.2\%$	R E2

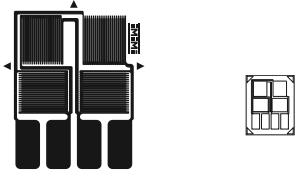
				Similar to S055R pattern except axial grid centerline spacing 0.330 in (8.38mm).			
GAGE LENGTH	OVERALL LENGTH	GRID WIDTH	OVERALL WIDTH				
0.125	0.545	0.060	0.189				
3.18	13.84	1.52	4.80				
MATRIX SIZE	0.62 L x 0.26 W		15.8 L x 6.6 W		N2A-XX-S014N-350	350 $\pm 0.2\%$	N E2

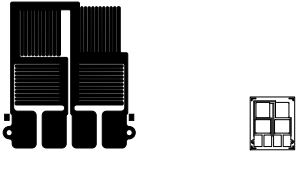
Note 1: All products are RoHS compliant.

Transducer-Class® Strain Gages

GAGE PATTERN	Actual size shown. Enlarged when necessary for definition.	GAGE DESIGNATION See Note 1	RES. IN OHMS	STANDARD CREEP CODE	ENCAPSU- LATION OPTION AVAILABLE
	DIMENSIONS				

				Full-bridge pattern for single-surface gaging of transducers.			
GAGE LENGTH	OVERALL LENGTH	GRID WIDTH	OVERALL WIDTH	N2A-XX-S056R-350 N2A-XX-S120P-10C	350 ± 0.2% 1000 ± 0.2%	R* P*	E2 E2
0.100	0.345	0.120	0.295				
2.54	8.76	3.05	7.49				
MATRIX SIZE	0.41 L x 0.36 W		10.4 L x 9.1 W				

				Low-cost full-bridge gage for bending-beam transducers. †BAL is balanced to ± 0.4mV/V, but RG is 1200 ohms ± 15%.			
GAGE LENGTH	OVERALL LENGTH	GRID WIDTH	OVERALL WIDTH	N2A-XX-S1449-1KB	BAL ± 0.4†	N/A	E2
0.070	0.258	0.070	0.195				
1.78	6.55	1.78	4.95				
MATRIX SIZE	0.31 L x 0.25 W		7.9 L x 6.4 W				

				Low-cost, full-bridge pattern for bending-beam transducers. †BAL is balanced to ± 0.4mV/V, but RG is 350 ohms ± 15%.			
GAGE LENGTH	OVERALL LENGTH	GRID WIDTH	OVERALL WIDTH	N2A-XX-S1612-35B	BAL ± 0.4†	N/A	E2
0.070	0.238	0.070	0.190				
1.78	6.04	1.78	4.83				
MATRIX SIZE	0.27 L x 0.23 W		7.0 L x 5.8 W				

*Only creep code available for this gage type.

Note 1: All products are RoHS compliant.